

Specifically designed for around windows, the new FastPlank[®] Corner Key can be used to stabilize top caps

1 Fasten down mitered P11 backplates as per standard window trim installation process (Figure 1).




Figure 1

2 Prior to installing P11-T top caps, snap FastPlank[®] Corner Key into the receiving engagement of the mitered backplates (Figure 2).




Figure 2

3 Once in place, snap top caps into backplates as regular (Figure 3).

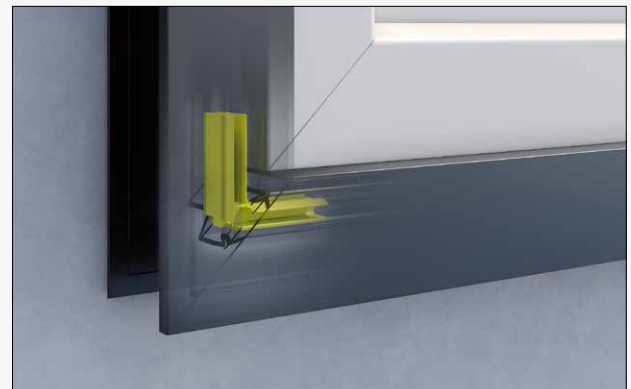


Figure 3



IMPORTANT

This insert will inhibit movement in FastPlank[®] top caps, and prevent the exposure of bare aluminum, ensuring a sleek & aesthetically pleasing exterior.



1-877-973-8746
orderdesk@fastplank.com
engagebp.com/fastplank